


Zen 530 SKTF Gold Air 60" x 30" x 23"

SKU: ZEN530SKTF-GAIR



TECHNICAL SPECIFICATIONS	
Drain	End drain
Pump Location(s): Select 1	Std. = Standard / Alt LF/RF Optional
Bath Weight (empty)	160 lbs
Gallons to Operate	38-56
ELECTRICAL SPECIFICATIONS	
Motor/Pump	(1) 115v 20AMP GFCI Circuits

BATHERS: 1	
INSTALLATION	
	DECK (D)
	UNDER MOUNT (U)
•	ALCOVE (A)
	FREESTANDING (F)
	CLAWFOOT (L)
	PEDESTAL (P)



STANDARD FEATURES & ACCESSORIES for GOLD AIR

JETS

18 EZ Clean™ Air Jets on Sidewall X

PUMPS

1.25 Air Power Variable Speed, Pulse & Wave heated Air Pump
Quiet Pad Anti-Vibration Mounted Pump

HEATERS

Warm Back Rest Tubing Zone

CONTROLS

Air Switch On/Off Control(s) for mood lighting
Variable Speed Air Massage Control
Automatic Purge & Dry Cycle Control

PURITY

HydroCleanse

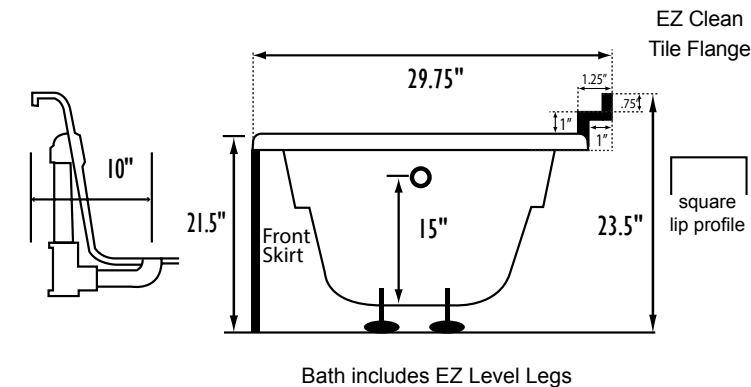
STANDARD ACCESSORIES

Mood Light
Lift & Turn Drain - White, Biscuit, Bone, Brushed Nickel,
Oil Rubbed Bronze, Polished Chrome
Deluxe Cushion Pillow
EZ Level Adjustable Legs
Integral Skirt with Magnetic Access Panel
FDA Recipe Non-Toxic Food & Beverage Grade
Plumbing (primarily)
30 Point Quality Assurance Factory Test

REQUIREMENTS

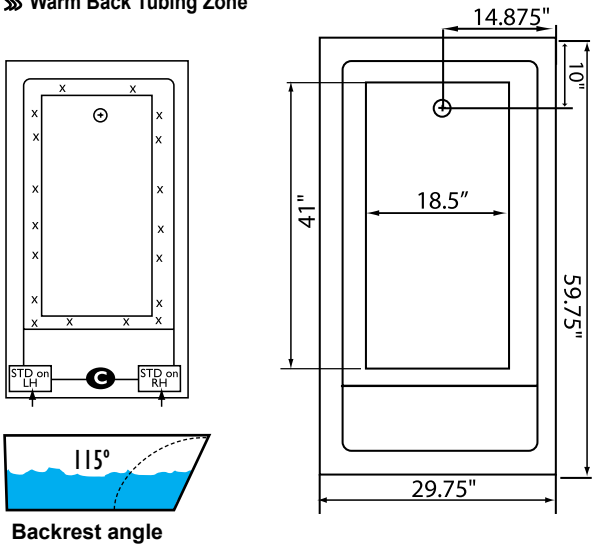
Pump Locations: Select 1
Electrical: one 115v GFCI Circuits
Drain: Select Color / Finish
**Tub should not be supported by the lip in any way. Level tub
& screw or glue adjustable legs to sub floor.**
CUT OUT DIMENSIONS:
OVALS: A template will be provided
RECTANGLES: Subtract 1" to 1.5" from length & width for hole
cut out size

EZ CLEAN CAST ACRYLIC
LIMITED LIFETIME WARRANTY



INSTALLATION WILL NOT REQUIRE MORTAR BEDDING

- A X HTT® Leg Therapy Air Massage System includes 10 Air Jets on the floor. Optional on Combo Plat and Combo Gold Series
- B X 6 Jet HTT® Back Massage System: N/A on Combo Series-Standard on Plat series
- C Warm Back Tubing Zone



NOTE: Graphics may not be to scale. Specifications and features are subject to change without notice and are ± .25". All final measurements should be taken from tub on site. Access 18"x 18" or larger is required for each pump. Some pump locations and plumbing may extend beyond the perimeter of the bath.