

Zen Oval 7242 SD Silver Air 72" x 42" x 25"

SKU: ZENOVAL7242SD-SAIR



TECHNICAL SPECIFICATIONS	
Drain	Side drain
Pump Location(s): Select 1	Std. = Standard / Alt LF/RF Optional
Bath Weight (empty)	175 lbs
Gallons to Operate	87-102
ELECTRICAL SPECIFICATIONS	
Motor/Pump	(1) 115v 20AMP GFCI Circuits
Whisper Flo Heat System	(2) 115v 20AMP GFCI Circuit (opt.)

STANDARD FEATURES & ACCESSORIES for SILVER AIR

JETS

12 Classic Air Jets Sidewall ○

PUMPS

1.0 Air Power 3-Speed Warm Air Pump
Quiet Pad Anti-Vibration Mounted Pump

CONTROLS

Air Switch On/Off Control(s)
Automatic Purge & Dry Cycle Control

PURITY

HydroCleanse

STANDARD ACCESSORIES

EZ Level Adjustable Legs
FDA Recipe Non-Toxic Food & Beverage Grade
Plumbing (primarily)
30 Point Quality Assurance Factory Test

BATHERS: 2

INSTALLATION

- DECK (D)
- UNDER MOUNT (U)
- ALCOVE (A)
- FREESTANDING (F)
- CLAWFOOT (L)
- PEDESTAL (P)

SILVER AIR

Jet &
Control
placement
may vary



REQUIREMENTS

Pump Locations: Select 1

Electrical: one 115v 20AMP GFCI Circuit

Tub should not be supported by the lip in any way.

Level tub & screw or glue EZ Level adjustable legs to sub floor.

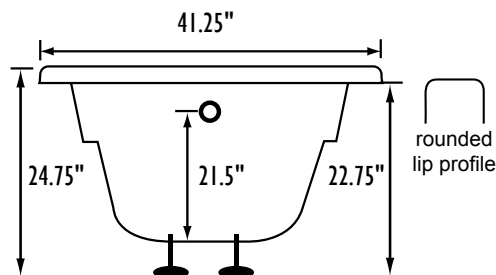
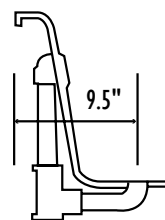
CUT OUT DIMENSIONS:

OVALS: A template will be provided

RECTANGLES: Subtract 1" to 1.5" from length & width for hole cut out size

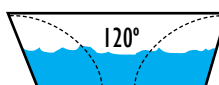
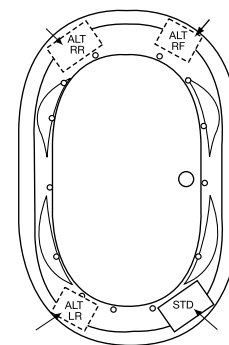
EZ CLEAN CAST ACRYLIC

LIMITED LIFETIME WARRANTY c  us ANSI

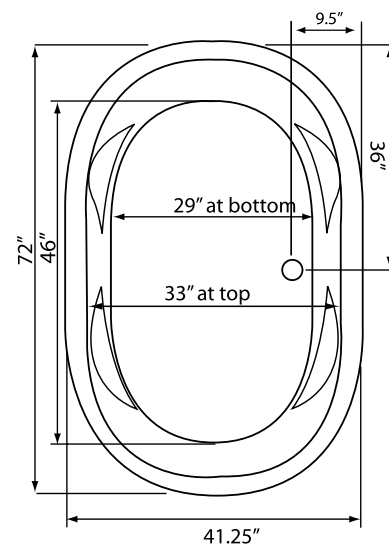


Bath includes EZ Level Legs

INSTALLATION WILL NOT REQUIRE MORTAR BEDDING



Backrest angle



Some standard & most alternate pump locations may stickout past perimeter of the bath 1"-3". **NOTE: Graphics may not be to scale. Specifications and features are subject to change without notice and are $\pm .25"$. All final measurements should be taken from tub on site. Access 18"x 18" or larger is required for each pump. Consult your contractor for installation requirements.**