

Zen Oval 7242 Platinum Air 72" x 42" x 24"

SKU: ZENOVAL7242-PAIR



TECHNICAL SPECIFICATIONS

| | |
|----------------------------|--------------------------------------|
| Drain | End drain |
| Pump Location(s): Select 2 | Std. = Standard / Alt LF/RF Optional |
| Bath Weight (empty) | 175 lbs |
| Gallons to Operate | 77-95 |

ELECTRICAL SPECIFICATIONS

| | |
|------------------------------|------------------------------|
| Motor/Pump | (1) 115v 20AMP GFCI Circuits |
| Whisper Flo Heat Pump System | (2) 115v 20AMP GFCI Circuit |

STANDARD FEATURES & ACCESSORIES for PLATINUM AIR

JETS

34 EZ Clean Air Jets

HTT Leg Therapy Air Massage Jets **X**

HTT Back Therapy Air Massage Jets **X**

PUMPS

1.25 Air Power Variable Speed, Pulse & Wave heated Air Pump

Quiet Pad Anti-Vibration Mounted Pump

Whisper Flo Heat Pump System with Contro(must select Pump Locations)

HEATERS

Stainless Steel Electric Heater

Warm Back Rest Tubing Zone

CONTROLS

Air Switch On/Off Control(s) for Chromatherapy & Whisper Flo Heat Pump

Variable Speed Air Massage Control

Automatic Purge & Dry Cycle Control

PURITY

Hydro Clean Water Purity System

HydroCleanse

BATHERS: 1

INSTALLATION

| | |
|---|------------------|
| • | DECK (D) |
| • | UNDER MOUNT (U) |
| | ALCOVE (A) |
| | FREESTANDING (F) |
| | CLAWFOOT (L) |
| | PEDESTAL (P) |

Jet &
Control
placement
may vary

PLATINUM AIR



STANDARD ACCESSORIES

Grab Bar(s) - 2 on End Drain baths - White, Biscuit, Bone, Brushed Nickel, Polished Chrome

Chromatherapy Lighting

Deluxe Cable Drain - White, Biscuit, Bone, Brushed Nickel,

Oil Rubbed Bronze, Polished Chrome

Deluxe Cushion Pillow

EZ Level Base

FDA Recipe Non-Toxic Food & Beverage Grade Plumbing (primarily)

30 Point Quality Assurance Factory Test

REQUIREMENTS

Pump Locations: Select 2

Electrical: Three 115v 20AMP GFCI Circuits

Drain and Grab Bars: Select Color / Finish

Tub should not be supported by the lip in any way.

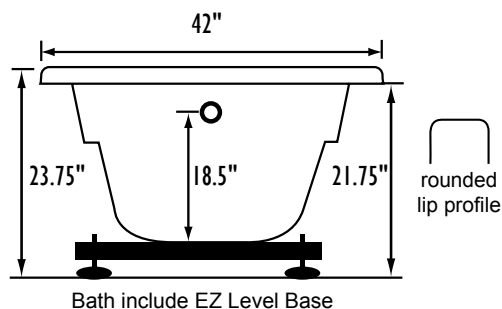
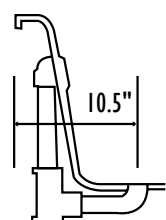

Level tub & screw or glue EZ Level adjustable legs to sub floor.

CUT OUT DIMENSIONS:

OVALS: A template will be provided

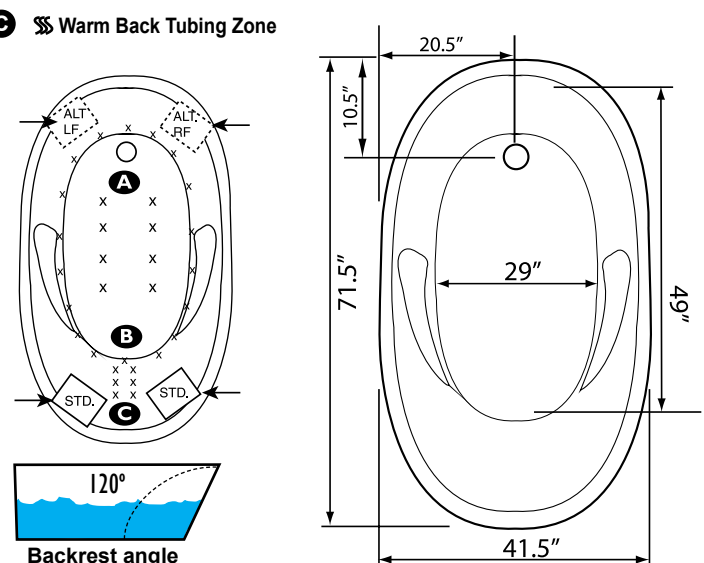
RECTANGLES: Subtract 1" to 1.5" from length & width for hole cut out size

EZ CLEAN CAST ACRYLIC
LIMITED LIFETIME WARRANTY  **us ANSI**



INSTALLATION WILL NOT REQUIRE MORTAR BEDDING

- A** **X** **HTT® Leg Therapy Air Massage System** includes 10 Air Jets on the floor. Optional on Combo Plat and Combo Gold Series
- B** **X** **6 Jet HTT® Back Massage System:** N/A on Combo Series-Standard on Plat series
- C** **Warm Back Tubing Zone**



Some standard & most alternate pump locations may stickout past perimeter of the bath 1"-3". **NOTE: Graphics may not be to scale. Specifications and features are subject to change without notice and are $\pm .25"$. All final measurements should be taken from tub on site. Access 18"x 18" or larger is required for each pump. Consult your contractor for installation requirements.**