

Zen Oval 6636 Soaker 66" x 36" x 24"

SKU: ZENOVAL6636-SOAKER



TECHNICAL SPECIFICATIONS	
Drain	End drain
Pump Location(s): N/A	Std. = Standard / Alt LF/RF Optional
Bath Weight (empty)	165 lbs
Gallons to Operate	66-84
ELECTRICAL SPECIFICATIONS	
Motor/Pump	N/A
Inline Stainless Steel Heater	N/A

BATHERS: 1	
INSTALLATION	
•	DECK (D)
•	UNDER MOUNT (U)
	ALCOVE (A)
	FREESTANDING (F)
	CLAWFOOT (L)
	PEDESTAL (P)

SOAKER



STANDARD FEATURES & ACCESSORIES for SOAKER

STANDARD ACCESSORIES

EZ Level Adjustable Legs

REQUIREMENTS

Tub should not be supported by the lip in any way.

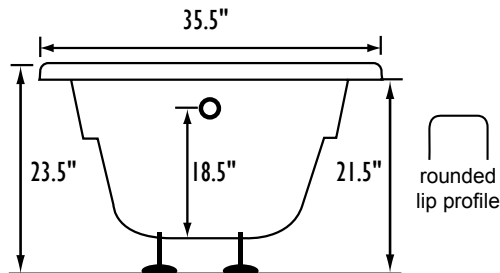
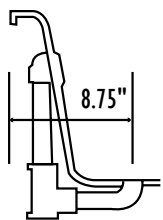
Level tub & screw or glue EZ Level adjustable legs to sub floor.

CUT OUT DIMENSIONS:

OVALS: A template will be provided

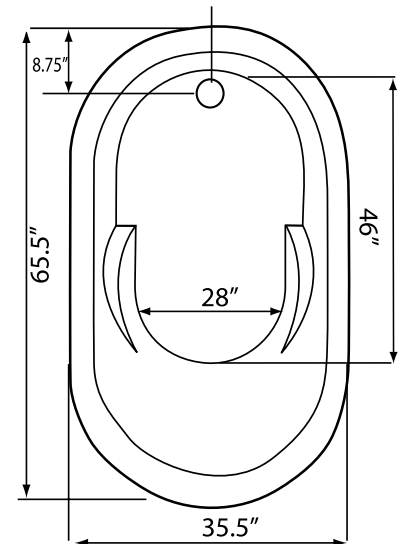
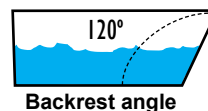
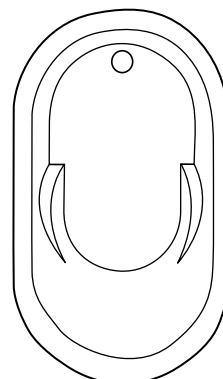
RECTANGLES: Subtract 1" to 1.5" from length & width for hole cut out size

EZ CLEAN CAST ACRYLIC
LIMITED LIFETIME WARRANTY



Bath include EZ Level Legs

INSTALLATION WILL NOT REQUIRE MORTAR BEDDING



Some standard & most alternate pump locations may stickout past perimeter of the bath 1"-3". **NOTE:** Graphics may not be to scale. Specifications and features are subject to change without notice and are $\pm .25"$. All final measurements should be taken from tub on site. Access 18"x 18" or larger is required for each pump. Consult your contractor for installation requirements.