

Tranquility Platinum Air 60" x 32" x 20"

SKU: TRANQ-PAIR



TECHNICAL SPECIFICATIONS	
Drain	End drain
Pump Location(s): Select 2	Std. = Standard / Alt LF/RF Optional
Bath Weight (empty)	140 lbs
Gallons to Operate	30-48
ELECTRICAL SPECIFICATIONS	
Motor/Pump	(1) 115v 20AMP GFCI Circuits
Whisper Flo Heat Pump System	(2) 115v 20AMP GFCI Circuit

STANDARD FEATURES & ACCESSORIES for PLATINUM AIR

JETS

34 EZ Clean Air Jets

HTT Leg Therapy Air Massage Jets **X**

HTT Back Therapy Air Massage Jets **X**

PUMPS

1.25 Air Power Variable Speed, Pulse & Wave heated Air Pump

Quiet Pad Anti-Vibration Mounted Pump

Whisper Flo Heat Pump System with Control & Ecobond Foam Insulation
(must select Pump Locations)

HEATERS

Stainless Steel Electric Heater

Warm Back Rest Tubing Zone

CONTROLS

Air Switch On/Off Control(s) for Chromatherapy & Whisper Flo Heat Pump

Variable Speed Air Massage Control

Automatic Purge & Dry Cycle Control

PURITY

Hydro Clean Water Purity System

HydroCleanse

BATHERS: 1

INSTALLATION

	DECK (D)
	UNDER MOUNT (U)
•	ALCOVE (A)
	FREESTANDING (F)
	CLAWFOOT (L)
	PEDESTAL (P)

Jet &
Control
placement
may vary

PLATINUM AIR



STANDARD ACCESSORIES

Grab Bar(s) - 2 on End Drain baths - White, Biscuit, Bone,
Brushed Nickel, Polished Chrome

Chromatherapy Lighting

Deluxe Cable Drain - White, Biscuit, Bone, Brushed Nickel,

Oil Rubbed Bronze, Polished Chrome

Deluxe Cushion Pillow

EZ Level Base

FDA Recipe Non-Toxic Food & Beverage Grade Plumbing (primarily)

30 Point Quality Assurance Factory Test

REQUIREMENTS

Pump Locations: Select 2

Electrical: Three 115v 20AMP GFCI Circuits

Drain and Grab Bars: Select Color / Finish

Tub should not be supported by the lip in any way.

Level tub & screw or glue EZ Level adjustable legs to sub floor.

CUT OUT DIMENSIONS:

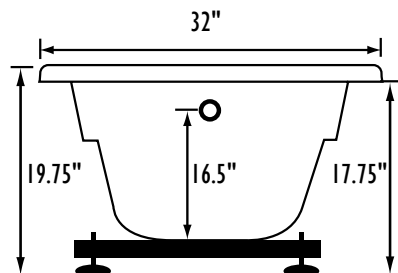
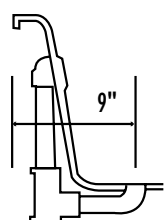
OVALS: A template will be provided

RECTANGLES: Subtract 1" to 1.5" from length & width for hole
cut out size

**EZ CLEAN CAST ACRYLIC
LIMITED LIFETIME WARRANTY**



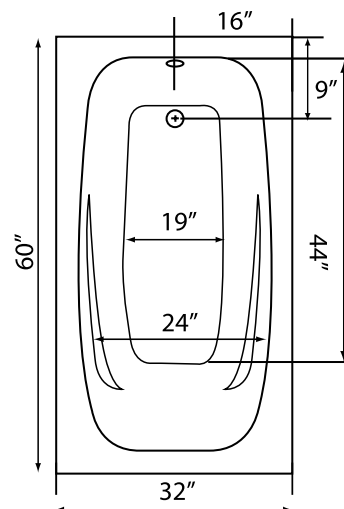
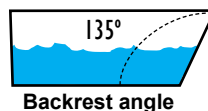
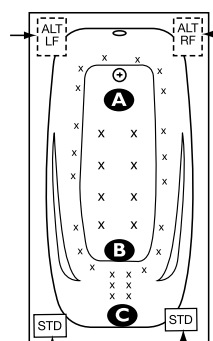
- A** **X** HTT® Leg Therapy Air Massage System includes 10 Air Jets on the floor. Optional on Combo Plat and Combo Gold Series
- B** **X** 6 Jet HTT® Back Massage System: N/A on Combo Series-Standard on Plat series
- C** **SS** Warm Back Tubing Zone



Bath include EZ Level Base

INSTALLATION WILL NOT REQUIRE MORTAR BEDDING

radius corner
lip profile



Some standard & most alternate pump locations may stickout past perimeter of the bath 1"-3". **NOTE: Graphics may not be to scale. Specifications and features are subject to change without notice and are ± .25". All final measurements should be taken from tub on site. Access 18"x 18" or larger is required for each pump. Consult your contractor for installation requirements.**