

# Serenity 8 Soaker 94" x 40" x 22"

SKU: SERENITY-8-SOAKER



## SOAKER

### TECHNICAL SPECIFICATIONS

Drain	End drain
Pump Location(s): Select 1	Std. = Standard / Alt LF/RF Optional
Bath Weight (empty)	215 lbs
Gallons to Operate	85-110

### ELECTRICAL SPECIFICATIONS

Motor/Pump	(1) 115v 20AMP GFCI Circuits
Inline Stainless Steel Heater	N/A

### BATHERS: 1

### INSTALLATION

•	DECK (D)
	UNDER MOUNT (U)
	ALCOVE (A)
	FREESTANDING (F)
	CLAWFOOT (L)
	PEDESTAL (P)



### STANDARD FEATURES& ACCESSORIES for SOAKER

#### PUMPS

WhisperFlo Heat Pump  
Quiet Pad Anti-Vibration Mounted Pump

#### CONTROLS

Air Switch On/Off Control(s) for Hydro Pump

#### PURITY

HydroCleanse

#### STANDARD ACCESSORIES

EZ Clean Cast Acrylic  
FDA Recipe Non-Toxic Food & Beverage Grade Plumbing (primarily)  
30 Point Quality Assurance Factory Test  
EZ Level Adjustable Legs

#### COLOR

Only Available in White

#### REQUIREMENTS

Pump Locations: Select 1

Electrical: one 115v 20AMP GFCI Circuits

**Tub should not be supported by the lip in any way.**

**Level tub & screw or glue EZ Level adjustable legs to sub floor.**

#### CUT OUT DIMENSIONS:

**OVALS:** A template will be provided

**RECTANGLES:** Subtract 1" to 1.5" from length & width for hole cut out size

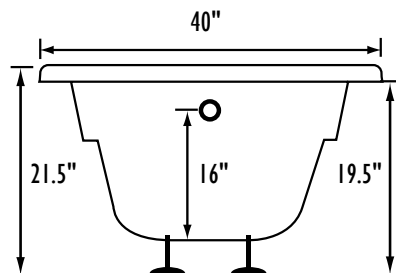
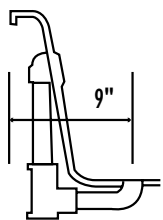
#### EZ CLEAN CAST ACRYLIC

LIMITED LIFETIME WARRANTY



### OPTIONAL FEATURES & ACCESSORIES

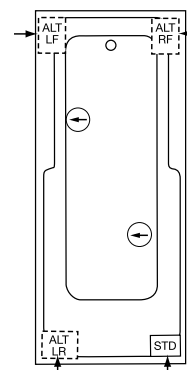
(Please type in the box below)



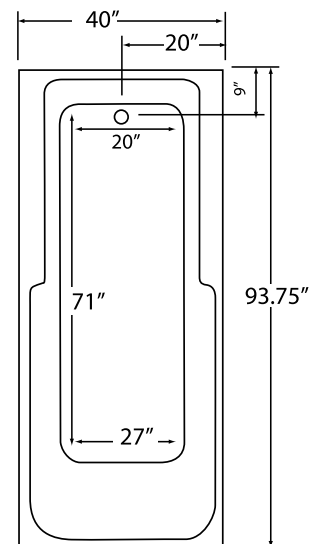
Bath include EZ Level Legs

**INSTALLATION WILL NOT REQUIRE MORTAR BEDDING**

radius corner  
lip profile



Backrest angle



**NOTE:** Graphics may not be to scale. Specifications and features are subject to change without notice and are  $\pm .25"$ . All final measurements should be taken from **tub on site**. Access 18"x 18" or larger is required for each pump. Some pump locations and plumbing may extend beyond the perimeter of the bath.

WWW.DENVERTUBS.COM