

Serenity 7 Soaker 87" x 36" x 21"

PRODUCT NUMBER: SERENITY7-SOAKER



TECHNICAL SPECIFICATIONS	
Drain	End drain
Pump Location(s): N/A	Std. = Standard / Alt LF/RF Optional
Bath Weight (empty)	180 lbs
Gallons to Operate	58-76
ELECTRICAL SPECIFICATIONS	
Motor/Pump	N/A
Inline Stainless Steel Heater	N/A

STANDARD FEATURES & ACCESSORIES for SOAKER

STANDARD ACCESSORIES

EZ Level Adjustable Legs

BATHERS: 1	
INSTALLATION	
•	DECK (D)
	UNDER MOUNT (U)
•	ALCOVE (A)
	FREESTANDING (F)
	CLAWFOOT (L)
	PEDESTAL (P)

SOAKER



COLOR

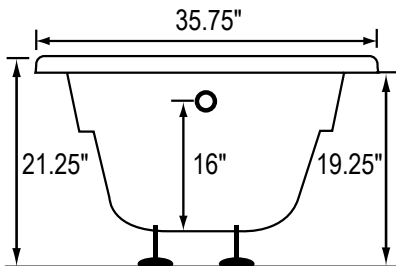
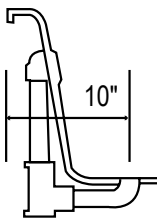
Only Available in White

REQUIREMENTS

Tub should not be supported by the lip in any way.
Level tub & screw or glue EZ Level adjustable legs to sub floor.
CUT OUT DIMENSIONS:

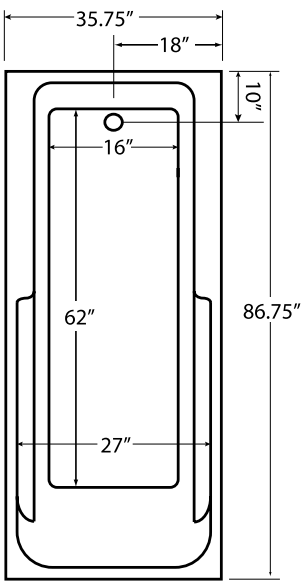

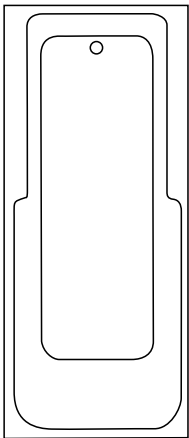
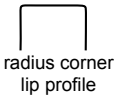
OVALS: A template will be provided
RECTANGLES: Subtract 1" to 1.5" from length & width for hole cut out size

EZ CLEAN CAST ACRYLIC
LIMITED LIFETIME WARRANTY cULus ANSI



Bath include EZ Level Legs

INSTALLATION WILL NOT REQUIRE MORTAR BEDDING



Some standard & most alternate pump locations may stickout past perimeter of the bath 1"-3". NOTE: Graphics may not be to scale. Specifications and features are subject to change without notice and are ± .25". All final measurements should be taken from tub on site. Access 18"x 18" or larger is required for each pump. Consult your contractor for installation requirements.