

Serenity 5 Soaker 60" x 36" x 22"

SKU: SERENITY-5-SOAKER



SOAKER

TECHNICAL SPECIFICATIONS	
Drain	End drain
Pump Location(s): N/A	Std. = Standard / Alt LF/RF Optional
Bath Weight (empty)	135 lbs
Gallons to Operate	42-60
ELECTRICAL SPECIFICATIONS	
Motor/Pump	N/A
Inline Stainless Steel Heater	N/A

BATHERS: 1	
INSTALLATION	
•	DECK (D)
	UNDER MOUNT (U)
•	ALCOVE (A)
	FREESTANDING (F)
	CLAWFOOT (L)
	PEDESTAL (P)



STANDARD FEATURES & ACCESSORIES for SOAKER

STANDARD ACCESSORIES

EZ Level Adjustable Legs

REQUIREMENTS

Tub should not be supported by the lip in any way.

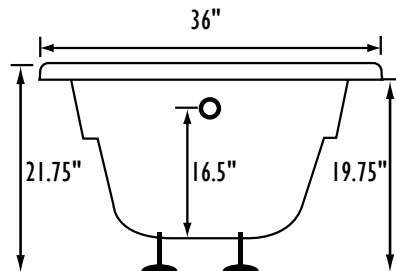
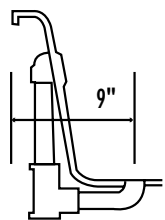

Level tub & screw or glue EZ Level adjustable legs to sub floor.

CUT OUT DIMENSIONS:

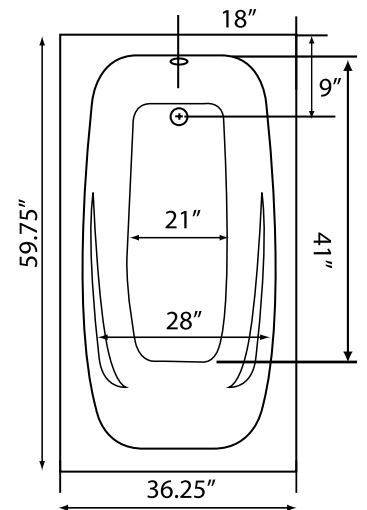
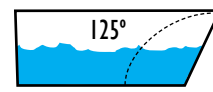
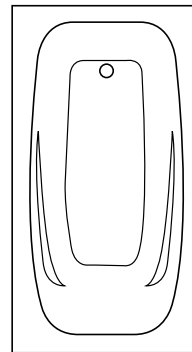
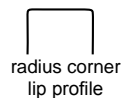
OVALS: A template will be provided

RECTANGLES: Subtract 1" to 1.5" from length & width for hole cut out size

**EZ CLEAN CAST ACRYLIC
LIMITED LIFETIME WARRANTY**



Bath include EZ Level Legs



INSTALLATION WILL NOT REQUIRE MORTAR BEDDING

Backrest angle

NOTE: Graphics may not be to scale. Specifications and features are subject to change without notice and are $\pm .25"$. All final measurements should be taken from **tub on site**. Access 18"x 18" or larger is required for each pump. Some pump locations and plumbing may extend beyond the perimeter of the bath.