

Ovale 6636 Soaker 66" x 36" x 25"

PRODUCT NUMBER: OVALE-6636-SOAKER



TECHNICAL SPECIFICATIONS	
Drain	Side drain
Pump Location(s)	N/A
Bath Weight (empty)	165 lbs
Gallons to Operate	66-84
ELECTRICAL SPECIFICATIONS	
Motor/Pump	N/A
Inline Stainless Steel Heater	N/A

BATHERS: 1	
INSTALLATION	
	DECK (D)
	UNDER MOUNT (U)
	ALCOVE (A)
•	FREESTANDING (F)
	CLAWFOOT (L)
	PEDESTAL (P)

SOAKER



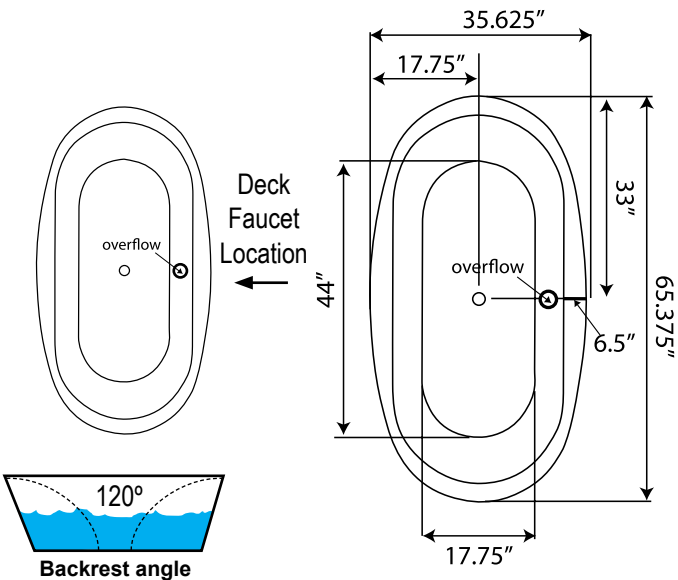
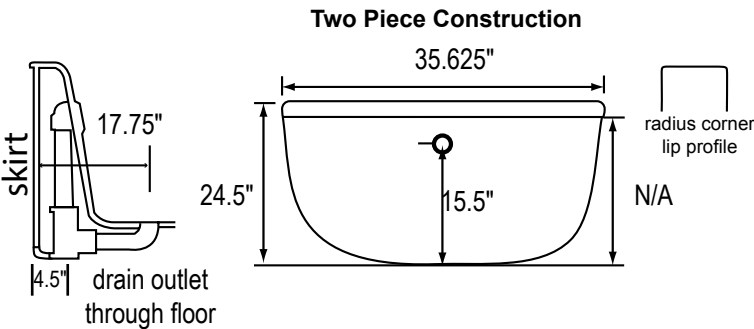

Space available for deck mounted faucet

STANDARD FEATURES & ACCESSORIES for SOAKER

EZ CLEAN CAST ACRYLIC
LIMITED LIFETIME WARRANTY cULus ANSI

COLORS AVAILABLE
White, Biscuit, Bone and Almond Only

FAUCET
Either Deck Mount or Floor Mount (not included)



Some standard & most alternate pump locations may stickout past perimeter of the bath 1"-3". NOTE: Graphics may not be to scale. Specifications and features are subject to change without notice and are ± .25". All final measurements should be taken from tub on site. Access 18"x 18" or larger is required for each pump. Consult your contractor for installation requirements.