

# Mystique Jr. SKTF Silver Air 60" x 30" x 20"

SKU: MYSTIQUEJR-SAIR



Silver Air

TECHNICAL SPECIFICATIONS	
Drain	End drain
Pump Location(s): Select 1	Std. = Standard / Alt LF/RF Optional
Bath Weight (empty)	145 lbs
Gallons to Operate	27-45
ELECTRICAL SPECIFICATIONS	
Motor/Pump	(1) 115v 20AMP GFCI Circuits

BATHERS: 1	
INSTALLATION	
	DECK (D)
	UNDER MOUNT (U)
•	ALCOVE (A)
	FREESTANDING (F)
	CLAWFOOT (L)
	PEDESTAL (P)

Jet &  
Control  
placement  
may vary



Skirt & Tile Flange  
- Access Panel  
with screws &  
caps



## STANDARD FEATURES & ACCESSORIES for SILVER AIR

### JETS

12 Classic Air Jets Sidewall ○

### PUMPS

1.0 Air Power 3-Speed Warm Air Pump  
Quiet Pad Anti-Vibration Mounted Pump

### CONTROLS

Air Switch On/Off Control(s)  
Automatic Purge & Dry Cycle Control

### PURITY

HydroCleanse

### STANDARD ACCESSORIES

EZ Level Adjustable Legs  
FDA Recipe Non-Toxic Food & Beverage Grade  
Plumbing (primarily)  
30 Point Quality Assurance Factory Test  
Adjustable Leveling legs  
Integral Tile Flange

## REQUIREMENTS

Pump Locations: Select 1

Electrical: one 115v GFCI Circuit

**Tub should not be supported by the lip in any way. Level tub & screw or glue EZ Level adjustable legs to sub floor.**

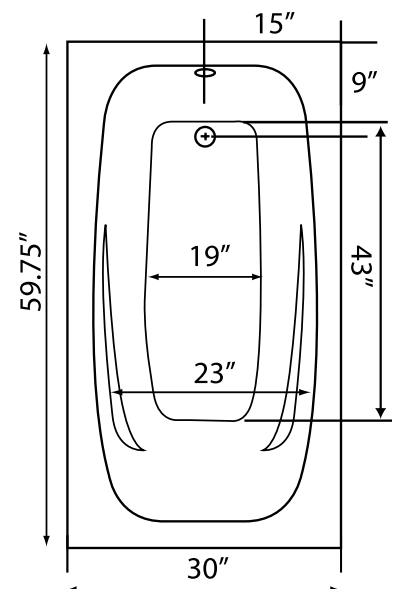
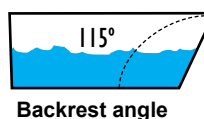
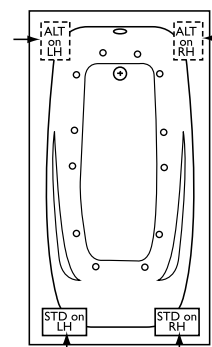
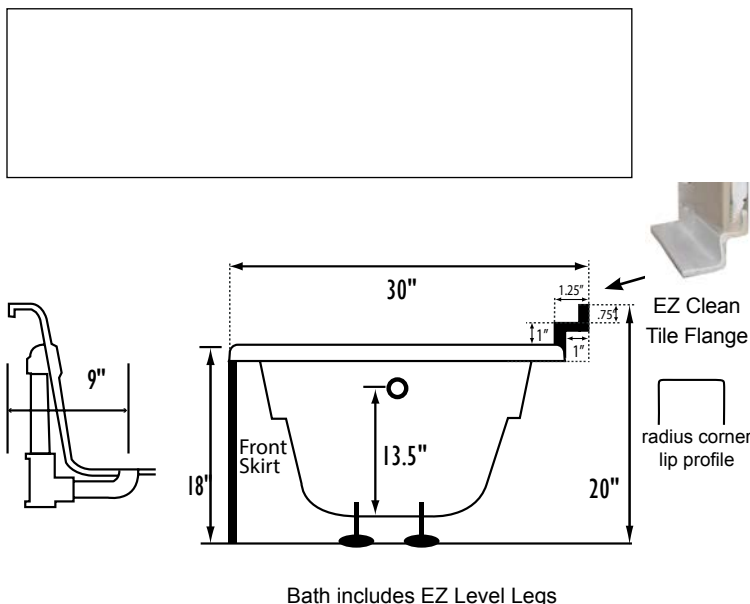
### CUT OUT DIMENSIONS:

**OVALS:** A template will be provided

**RECTANGLES:** Subtract 1" to 1.5" from length & width for hole cut out size

## EZ CLEAN CAST ACRYLIC

LIMITED LIFETIME WARRANTY c  US ANSI



**NOTE:** Graphics may not be to scale. Specifications and features are subject to change without notice and are  $\pm .25"$ . All final measurements should be taken from **tub on site**. Access 18"x 18" or larger is required for each pump. Some pump locations and plumbing may extend beyond the perimeter of the bath.