

Fantasy 6.6 Silver Air Jet 77" x 45" x 24"

SKU: FANTASY66-SAIR



Fantasy 6.6 Silver Air Jet

| TECHNICAL SPECIFICATIONS | |
|----------------------------|--------------------------------------|
| Drain | Side drain |
| Pump Location(s): Select 1 | Std. = Standard / Alt LF/RF Optional |
| Bath Weight (empty) | 220 lbs |
| Gallons to Operate | 74-120 |
| ELECTRICAL SPECIFICATIONS | |
| Motor/Pump | (1) 115v 20AMP GFCI Circuits |

| BATHERS: 2 | |
|--------------|------------------|
| INSTALLATION | |
| • | DECK (D) |
| | UNDER MOUNT (U) |
| | ALCOVE (A) |
| | FREESTANDING (F) |
| | CLAWFOOT (L) |
| | PEDESTAL (P) |

Jet & Control placement may vary



STANDARD FEATURES & ACCESSORIES for Fantasy 6.6 Silver Air Jet

JETS

12 Classic Air Jets Sidewall ○

PUMPS

1.0 Air Power 3-Speed Warm Air Pump
Quiet Pad Anti-Vibration Mounted Pump

CONTROLS

Air Switch On/Off Control(s)
Automatic Purge & Dry Cycle Control

PURITY

HydroCleanse

STANDARD ACCESSORIES

EZ Level Adjustable Legs
FDA Recipe Non-Toxic Food & Beverage Grade Plumbing (primarily)
30 Point Quality Assurance Factory Test

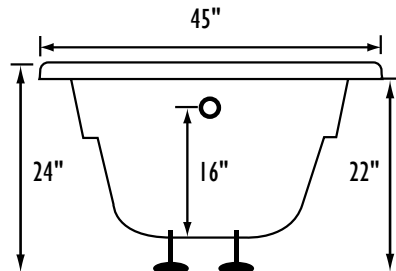
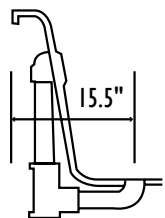

REQUIREMENTS

Pump Locations: Select 1
Electrical: one 115v 20AMP GFCI Circuit
Tub should not be supported by the lip in any way. Level tub & screw or glue EZ Level adjustable legs to sub floor.

CUT OUT DIMENSIONS:

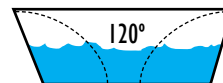
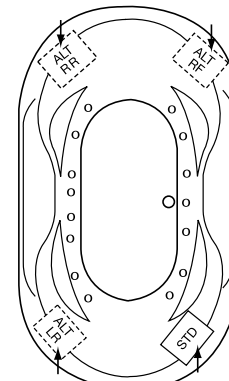
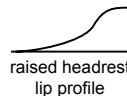
OVALS: A template will be provided
RECTANGLES: Subtract 1" to 1.5" from length & width for hole cut out size

EZ CLEAN CAST ACRYLIC LIMITED LIFETIME WARRANTY c us ANSI

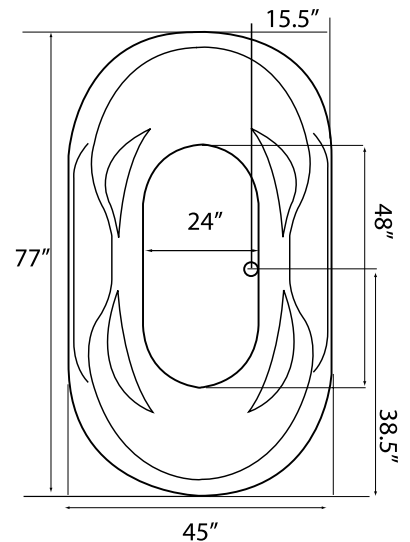


Bath includes EZ Level Legs

INSTALLATION WILL NOT REQUIRE MORTAR BEDDING



Backrest angle



NOTE: Graphics may not be to scale. Specifications and features are subject to change without notice and are ± .25". All final measurements should be taken from **tub on site**. Access 18"x 18" or larger is required for each pump. Some pump locations and plumbing may extend beyond the perimeter of the bath.