

Fantasy Platinum Air Jet 72" x 42" x 27"

SKU: FANTASY-PAIR



TECHNICAL SPECIFICATIONS	
Drain	Side drain
Pump Location(s): Select 2	Std. = Standard / Alt LF/RF Optional
Bath Weight (empty)	195 lbs
Gallons to Operate	74-120
ELECTRICAL SPECIFICATIONS	
Motor/Pump	(1) 115v 20AMP GFCI Circuits
Whisper Flo Heat Pump System	(2) 115v 20AMP GFCI Circuit

STANDARD FEATURES & ACCESSORIES for Platinum Air Jet

JETS

34 EZ Clean Air Jets

HTT Leg Therapy Air Massage Jets **X**

HTT Back Therapy Air Massage Jets **X**

PUMPS

1.25 Air Power Variable Speed, Pulse & Wave heated Air Pump

Quiet Pad Anti-Vibration Mounted Pump

WhisperFlo Heat Pump System with Control & Ecobond Foam Insulation
(must select Pump Locations)

HEATERS

Stainless Steel Electric Heater

Warm Back Rest Tubing Zone

CONTROLS

Air Switch On/Off Control(s) for Chromatherapy & Whisper Flo Heat Pump

Variable Speed Air Massage Control

Automatic Purge & Dry Cycle Control

PURITY

HydroClean Water Purity System

HydroCleanse

BATHERS: 2

INSTALLATION

•	DECK (D)
	UNDER MOUNT (U)
	ALCOVE (A)
	FREESTANDING (F)
	CLAWFOOT (L)
	PEDESTAL (P)

Jet &
Control
placement
may vary



STANDARD ACCESSORIES

Grab Bar(s) - 1-on Side Drain Baths - White, Biscuit, Bone,
Brushed Nickel, Polished Chrome

Chromatherapy Lighting

Deluxe Cable Drain - White, Biscuit, Bone, Brushed Nickel,
Oil Rubbed Bronze, Polished Chrome,

Deluxe Cushion Pillow

EZ Level Base

FDA Recipe Non-Toxic Food & Beverage Grade
Plumbing (primarily)

30 Point Quality Assurance Factory Test

REQUIREMENTS

Pump Locations: Select 2

Electrical: Three 115v 20AMP GFCI Circuits

Drain and Grab Bars: Select Color / Finish

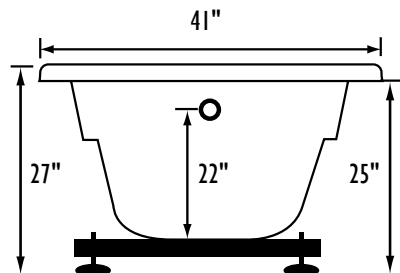
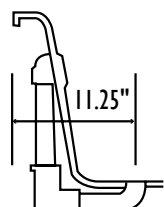
**Tub should not be supported by the lip in any way. Level tub &
screw or glue EZ Level adjustable legs to sub floor.**

CUT OUT DIMENSIONS:

OVALS: A template will be provided

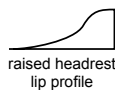
RECTANGLES: Subtract 1" to 1.5" from length & width for hole
cut out size

**EZ CLEAN CAST ACRYLIC
LIMITED LIFETIME WARRANTY**

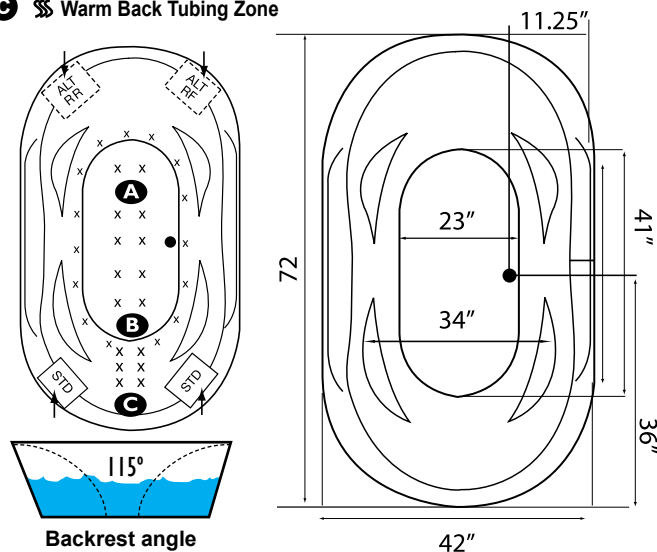


Bath includes EZ Level Base

INSTALLATION WILL NOT REQUIRE MORTAR BEDDING



- A** X HTT® Leg Therapy Air Massage System includes 10 Air Jets on the floor. Optional on Combo Plat and Combo Gold Series
- B** X 6 Jet HTT® Back Massage System: N/A on Combo Series-Standard on Plat series
- C** ⌘ Warm Back Tubing Zone



NOTE: Graphics may not be to scale. Specifications and features are subject to change without notice and are $\pm .25"$. All final measurements should be taken from **tub on site**. Access 18"x 18" or larger is required for each pump. Some pump locations and plumbing may extend beyond the perimeter of the bath.