

Escape 636 SKTF Gold Combination 72" x 36" x 22"

SKU: ESCAPE636SKTF-GCB




TECHNICAL SPECIFICATIONS	
Drain	End drain
Pump Location(s): Select 2	Std. = Standard / Alt LF/RF Optional
Bath Weight (empty)	185 lbs
Gallons to Operate	55-72
ELECTRICAL SPECIFICATIONS	
Motor/Pump	(2) 115v 20AMP GFCI Circuits
Inline Stainless Steel Heater	(1) 115v 20AMP GFCI Circuit

BATHERS: 1	
INSTALLATION	
	DECK (D)
	UNDER MOUNT (U)
•	ALCOVE (A)
	FREESTANDING (F)
	CLAWFOOT (L)
	PEDESTAL (P)

Gold Combination

Jet &
Control
placement
may vary



Integral Skirt w/
velcro access
panel and tile
flange



STANDARD FEATURES & ACCESSORIES for GOLD COMBINATION

JETS

30 Air & Water Massage Jets
Back Massage System(s) (6 Jets)
Sole Soother Jets
Accumassage Back & Neck Jets
Ultra Flow Jets
Classic Air Jets

PUMPS

1- 3.25 Hydropower 3-speed Pump
1.25 Air Power Variable Speed, Pulse & Wave heated Air Pump
Quiet Pad Anti-Vibration Mounted Pump

HEATERS

Stainless Steel Electric Heater
Warm Back Rest Tubing Zone

CONTROLS

Air Switch On/Off Control(s) For Hydro Pump & Chromatherapy Lighting
Electronic Variable Speed Air Massage Control
Automatic Purge & Dry Cycle Control
3 Speed Massage: High, Medium or Low

PURITY

HydroClean Water Purity System
HydroCleanse

STANDARD ACCESSORIES

Grab Bar(s) -2 on End Drain baths - White, Biscuit, Bone,
Brushed Nickel, Polished Chrome
Chromatherapy Lighting
Deluxe Cable Drain - White, Biscuit, Bone, Brushed Nickel,
Oil Rubbed Bronze, Polished Chrome
Deluxe Cushion Pillow
Integral Tile Flange
EZ Level Base
FDA Recipe Non-Toxic Food & Beverage Grade
Plumbing (primarily)
30 Point Quality Assurance Factory Test

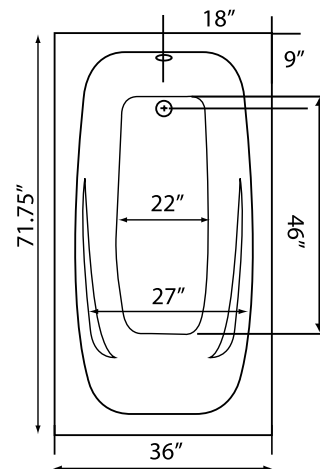
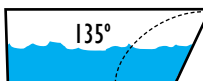
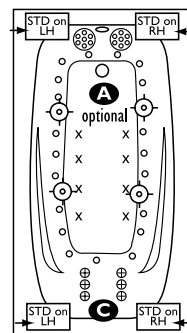
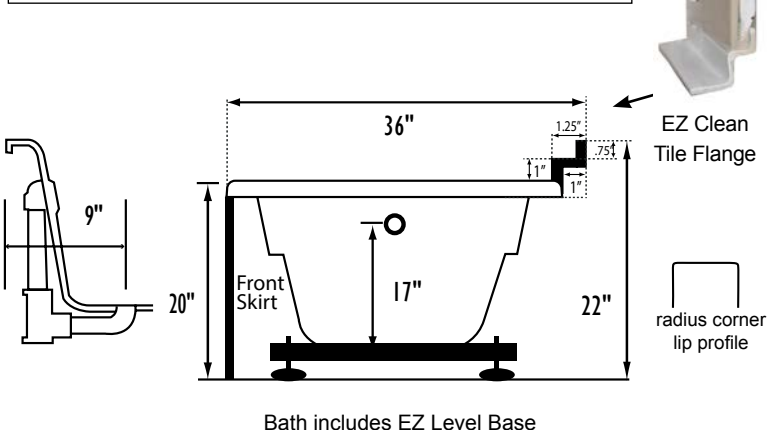

REQUIREMENTS

Pump Locations: Select 2
Electrical: three 115v 20amp GFCI Circuits
Drain and Grab Bars: Select Color / Finish
Tub should not be supported by the lip in any way. Level tub & screw or glue adjustable legs to sub floor.
CUT OUT DIMENSIONS:
OVALS: A template will be provided
RECTANGLES: Subtract 1" to 1.5" from length & width for hole cut out size

EZ CLEAN CAST ACRYLIC
LIMITED LIFETIME WARRANTY



- A** X HTT® Leg Therapy Air Massage System includes 10 Air Jets on the floor. Optional on Combo Plat and Combo Gold Series
- B** X 6 Jet HTT® Back Massage System: N/A on Combo Series-Standard on Plat series
- C** ☼ Warm Back Tubing Zone



NOTE: Graphics may not be to scale. Specifications and features are subject to change without notice and are $\pm .25"$. All final measurements should be taken from **tub on site**. Access 18"x 18" or larger is required for each pump. Some pump locations and plumbing may extend beyond the perimeter of the bath.