

# Aspen Platinum Air Jet 72" x 48" x 25"

SKU: ASPEN-PAIR



Platinum Air Jet

TECHNICAL SPECIFICATIONS	
Drain	Center drain
Pump Location(s): Select 2	Std. = Standard / Alt LF/RF Optional
Bath Weight (empty)	220 lbs
Gallons to Operate	75-105
ELECTRICAL SPECIFICATIONS	
Motor/Pump	(1) 115v 20AMP GFCI Circuits
Whisper Flo Heat Pump System	(2) 115v 20AMP GFCI Circuit

BATHERS: 2	
INSTALLATION	
•	DECK (D)
	UNDER MOUNT (U)
	ALCOVE (A)
	FREESTANDING (F)
	CLAWFOOT (L)
	PEDESTAL (P)

Jet & Control placement may vary



## STANDARD FEATURES & ACCESSORIES for Platinum Air Jet BATHS

### JETS

34 EZ Clean Air Jets  
 HTT Leg Therapy Air Massage Jets **X**  
 HTT Back Therapy Air Massage Jets **X**

### PUMPS

1.25 Air Power Variable Speed, Pulse & Wave heated Air Pump  
 Quiet Pad Anti-Vibration Mounted Pump

### HEATERS

Stainless Steel Heater  
 Warm Back Rest Tubing Zone

### CONTROLS

Air Switch On/Off Control(s) for Chromatherapy  
 Variable Speed Air Massage Control  
 Automatic Purge & Dry Cycle Control

### PURITY

HydroCleanse

### STANDARD ACCESSORIES

Grab Bar(s) - 2 on applicable models that include grab bars.  
 White, Biscuit, Bone, Brushed Nickel, Polished Chrome  
 Chromatherapy Lighting  
 Deluxe Cable Drain - White, Biscuit, Bone, Brushed Nickel,  
 Oil Rubbed Bronze, Polished Chrome,  
 Deluxe Cushion Pillow  
 EZ Level Base  
 FDA Recipe Non-Toxic Food & Beverage Grade  
 Plumbing (primarily)  
 30 Point Quality Assurance Factory Test

### REQUIREMENTS

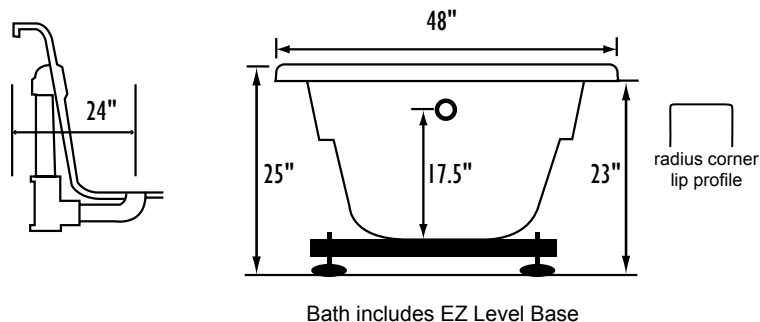
Pump Locations: Select 2  
 Electrical: Three 115v 20AMP GFCI Circuits  
 Drain and Grab Bars: Select Color / Finish  
**Tub should not be supported by the lip in any way.**  
**Level tub & screw or glue EZ Level adjustable legs to sub floor.**  
**CUT OUT DIMENSIONS:**  
**OVALS:** A template will be provided  
**RECTANGLES:** Subtract 1" to 1.5" from length & width for hole cut out size

**EZ CLEAN CAST ACRYLIC**  
**LIMITED LIFETIME WARRANTY** **US ANSI**

## OPTIONAL FEATURES & ACCESSORIES

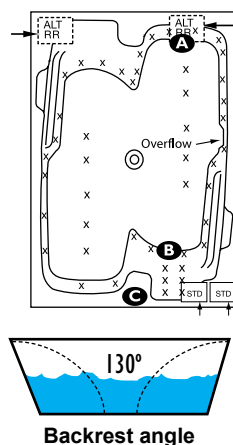
(Please type in the box below)

- A** X **HTT® Leg Therapy Air Massage System** includes 10 Air Jets on the floor. Optional on Combo Plat and Combo Gold Series
- B** X **6 Jet HTT® Back Massage System:** N/A on Combo Series-Standard on Plat series
- C** **Warm Back Tubing Zone**

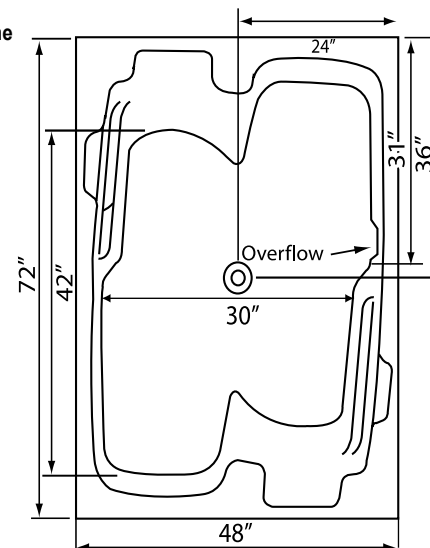


Bath includes EZ Level Base

**INSTALLATION WILL NOT REQUIRE MORTAR BEDDING**



Backrest angle



**NOTE:** Graphics may not be to scale. Specifications and features are subject to change without notice and are  $\pm .25"$ . All final measurements should be taken from **tub on site**. Access 18"x 18" or larger is required for each pump. Some pump locations and plumbing may extend beyond the perimeter of the bath.