

Aspen Gold Combination Jet 72" x 48" x 25"

SKU: ASPEN-GCB



Gold Combination Jet

TECHNICAL SPECIFICATIONS	
Drain	Center drain
Pump Location(s): Select 2	Std. = Standard / Alt LF/RF Optional
Bath Weight (empty)	220 lbs
Gallons to Operate	75-105
ELECTRICAL SPECIFICATIONS	
Motor/Pump	(2) 115v 20AMP GFCI Circuits
Inline Stainless Steel Heater	(1) 115v 20AMP GFCI Circuit

BATHERS: 2	
INSTALLATION	
•	DECK (D)
	UNDER MOUNT (U)
	ALCOVE (A)
	FREESTANDING (F)
	CLAWFOOT (L)
	PEDESTAL (P)

Jet &
Control
placement
may vary



STANDARD FEATURES & ACCESSORIES for Gold Combination Water Jet BATHS _____

JETS

30 Air & Water Massage Jets
Back Massage System(s) (6 Jets)
Sole Soother Jets
Accumassage Back & Neck Jets
Ultra Flow Jets
Classic Air Jets

PUMPS

1- 3.25 Hydropower 3-speed Pump
1.25 Air Power Variable Speed, Pulse & Wave heated Air Pump
Quiet Pad Anti-Vibration Mounted Pump

HEATERS

Stainless Steel Electric Heater
Warm Back Rest Tubing Zone

CONTROLS

Air Switch On/Off Control(s) For Hydro Pump & Chromatherapy Lighting
Electronic Variable Speed Air Massage Control
Automatic Purge & Dry Cycle Control
3 Speed Massage: High, Medium or Low

PURITY

HydroClean Water Purity System
HydroCleanse

STANDARD ACCESSORIES

Grab Bar(s) - 2 on applicable models that include grab bars.
White, Biscuit, Bone, Brushed Nickel, Polished Chrome
Chromatherapy Lighting
Deluxe Cable Drain - White, Biscuit, Bone, Brushed Nickel,
Oil Rubbed Bronze, Polished Chrome
Deluxe Cushion Pillow
EZ Level Base
FDA Recipe Non-Toxic Food & Beverage Grade
Plumbing (primarily)
30 Point Quality Assurance Factory Test

REQUIREMENTS

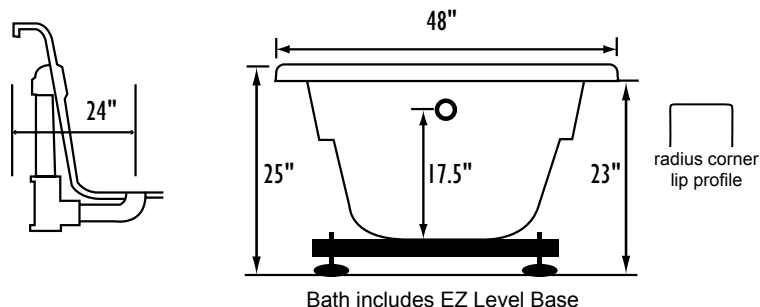
Pump Locations: Select 2
Electrical: three 115v 20AMP GFCI Circuits
Drain and Grab Bars: Select Color / Finish
Tub should not be supported by the lip in any way.
Level tub & screw or glue EZ Level adjustable legs to sub floor.
CUT OUT DIMENSIONS:

OVALS: A template will be provided
RECTANGLES: Subtract 1" to 1.5" from length & width for hole cut out size

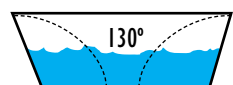
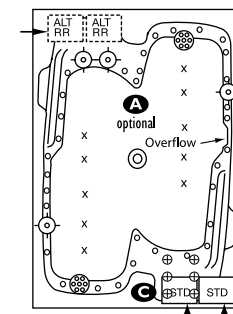
EZ CLEAN CAST ACRYLIC **LIMITED LIFETIME WARRANTY**

OPTIONAL FEATURES & ACCESSORIES (Please type in the box below)

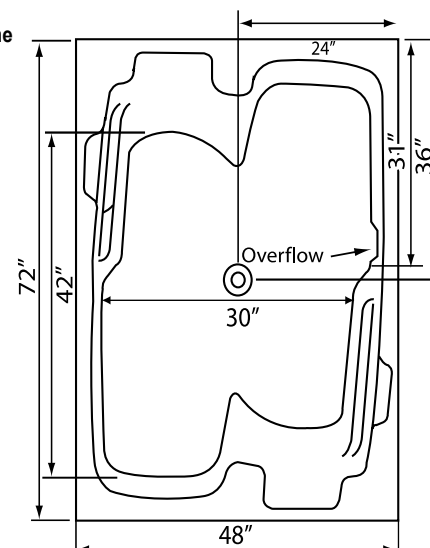
- A** X **HTT® Leg Therapy Air Massage System** includes 10 Air Jets on the floor. Optional on Combo Plat and Combo Gold Series
- B** X **6 Jet HTT® Back Massage System:** N/A on Combo Series-Standard on Plat series
- C** **Warm Back Tubing Zone**



INSTALLATION WILL NOT REQUIRE MORTAR BEDDING



Backrest angle



NOTE: Graphics may not be to scale. Specifications and features are subject to change without notice and are $\pm .25"$. All final measurements should be taken from **tub on site**. Access 18"x 18" or larger is required for each pump. Some pump locations and plumbing may extend beyond the perimeter of the bath.